









Formació Forestal Especialitzada

Vidrà, abril 12-16


Formation:

- Since 2006
- NPTC standards
- Trainers have NPTC qualifications
- 225 forestry professionals formed
 - 204 men
 - 21 women

Vidrà, abril 12-16 


Courses:

- Chainsaw and related operations:
 - Prepare and maintain de chainsaw
 - Fell and process small trees
 - Fell and process trees over 380mm
- Climb trees and perform aerial rescue
- Use a chainsaw from a rope and a harness
- Brushcutting operations
- Forest machinery operations

Vidrà, abril 12-16 


Assessment centre:

- NPTC system
- Administrative arrangements with MWMAC assessment centre in Wales
- Assessors have NPTC qualifications
- 64 candidates 2007-2009
- 167 exams (CS30,CS31,ABC02)

Vidrà, abril 12-16 


Assessment: NPTC system

- Brushcutting (ABC02)
- CS30
- CS31
- CS32
- CS38
- CS39

Vidrà, abril 12-16 

Prepare and maintain de chainsaw CS30

- Observe safety precautions and wear appropriate PPE
- Identify, check and explain the function of the safety features of the chainsaw
- Identify components parts of the chain, stating their function and potential problems from wear or damage.
- Demonstrate knowledge of information required to select a replacement chain for a given saw.
- Sharpen chain in accordance with manufactures information
- Demonstrate knowledge of the reasons for sharpening taking into account:
 - Correct filing angles
 - Consistent cutter length
 - Correct depth gauge setting
- Demonstrate knowledge of reasons for mantaining guide bar

Vidrà, abril 12-16 

Prepare and maintain de chainsaw

- Clean air filter and compartment
- Chain break mechanism, inspected and commented on
- Demonstrate knowledge of sprocket replacement procedure for relevant saw type
- Reassemble chain, bar and side plate and comment on chain tension
- Check and/or change spark plug as appropriate and comment on condition
- Service recoil starter mechanism and comment on cord condition and replacement
- Clean power unit and covers and inspect for damage
- Demonstrate knowledge of fuel filter maintenance
- Demo.know. Of the correct fuel mix required for the operators chainsaw
- Demo.know. Of the safety clothing to wear when using the chainsaw
- Start chainsaw from cold

Vidrà, april 12-16



Prepare and maintain de chainsaw

- Check chainsaw for condition and operational safety
- Demo.know. Of actions to take if safety checks indicate incorrect saw preparation/maintenance
- Demo.know. Of reasons for maintaining a correct stance during chainsaw starting procedures
- Explain how to identify hazards and comply with the control procedures within a risk assessment
- Summarise emergency planning and procedures for a site
- Explain why it is important to maintain effective communication with others
- Describe the causes of and how to prevent pollution and environmental damage
- Check and prepare chainsaw for chainsaw operations
- Dmo.know. Of the safety considerations required during crosscutting

Vidrà, april 12-16



Prepare and maintain de chainsaw

- Identify and explain tension and compression in relation to timber under moderate strain on the work site.
- Crosscut timber under guide length to a given specification
- Demo.know.of the risks associated with using long bars to cut small diameter timber
- Demo.know. Of how to crosscut diameter timber under severe tension
- Demo.know. Of methods for crosscutting timber of great diameter than the chainsaw bar length
- Demo.know. Of the procedures for removing trapped saw
- Demo.know. Of safe lifting and handling practices
- Stack procedure for subsequent handling
- Demo.know. Of reasons for tidy stacking

Vidrà, april 12-16



Fell and process small trees CS 31

- Select and wear Personal Protective Equipment (PPE)
- Demo.know. Of planning the felling operation
- Check and prepare chainsaw for felling work
- Prepare the site for felling
- Prepare the tree for felling by safe brushing
- Fell a tree in the required direction accurately
- Fell a tree that is weighted in the felling direction
- Fell a tree which is slightly weighted against the intended felling direction
- Remove branches using a chainsaw by appropriated method
- Crosscut felled trees
- Takedown of hung up trees using hand tools

Vidrà, april 12-16



Formació Forestal
Especialitzada

Thank you very much
and
enjoy Vidrà!!

Vidrà, april 12-16